

CS 940

MANUAL DOUBLE MITRE SAW



- Radial stroke
- Wide & High Cuts
- Horizontal Clamps
- 45° Cutting
- Safe and accurate

Designed for

Bespoke Framer Retail Framer Medium Contract Volume Framer



Air supply

6 bars
0.7 NI / cycle



Electric supply

230 V single phase
50 / 60 Hz - 3 Kw

Type of material

The CS 940 can cut wood, MDF and plastic mouldings.



Motors' features

2 motors
with brake

1.5kW,
2hp,
each

2,800 rpm



CS940
By Cassese®

Cutting features



Wider cuts : 140mm (5 1/2")
Higher cuts : 75mm (2 31/32")




Unique raised radial
blade stroke



Independent and manually
controlled cutting stroke



2 pneumatic horizontal
clamps (foot operated)

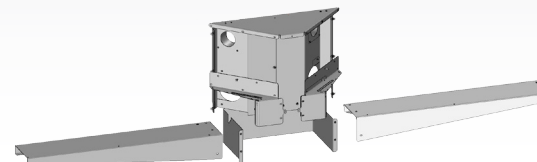


4 colors direct read
measuring scales

Construction & Engineering features



Narrow profile
(742mm - 29 1/2")
for compact space



Cutting head carter and 2 robust
arms made from premium rust
protected Alusi® steel




Durable aluminium
frame construction



Convenient waste
catchment



2 integrated dust
extraction ports



Synchronized
«switching-on» of
dust extractor


Safety features



Unique brake
system motors
(blades stop within
2 seconds)



Hardened
clearshield wide
window



Convenient, safe
and easy blade access

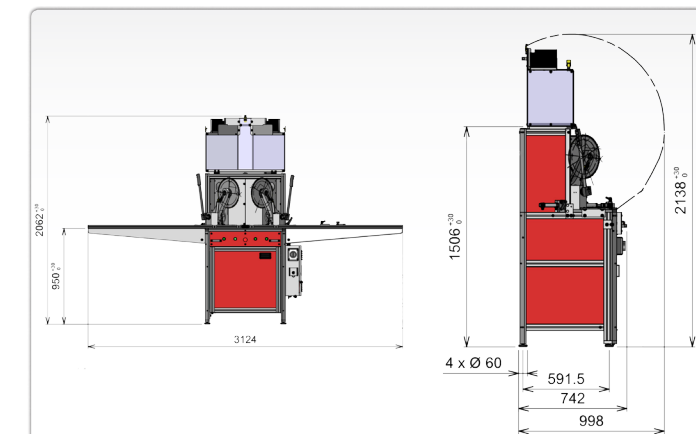


Complies with
highest safety
standards
in the world

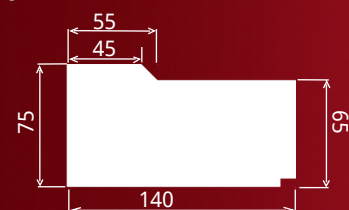


Meets the new EU Health
& Safety regulation for
dust collection
($< 0,1\text{mg} / \text{m}^3$)

Dimensions (mm)



Cutting Capacity (mm)



Dimensions

Length
Width
Height
Weight

3,294 mm
742 mm
1,503 mm
167 kg

Included accessories



Premium noise
reduction carbide blades
Ø 300mm - 12" Z27230



1,40m (55") measuring
and support arms

Optional accessory



Optional right and
left vertical clamps
Z28030



Right hand additional
extension 1,10m (43")
Z27970